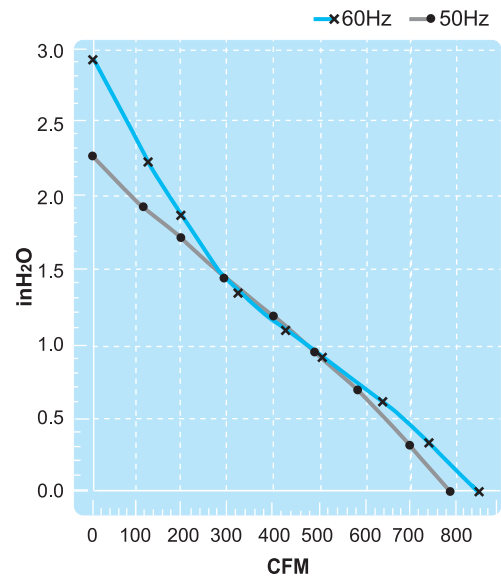
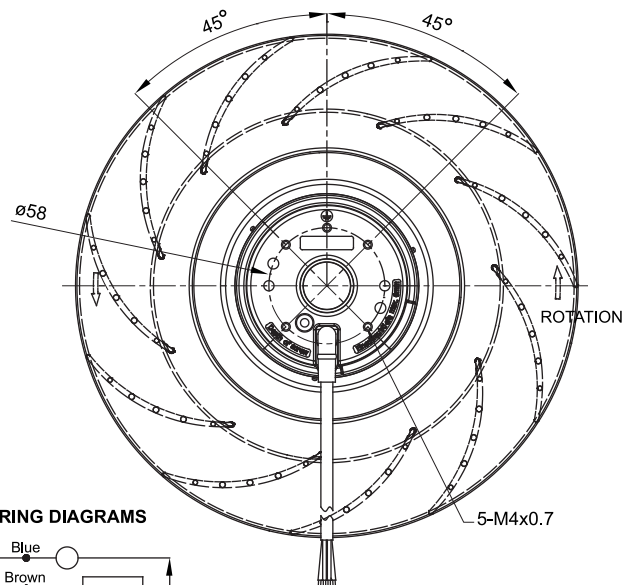
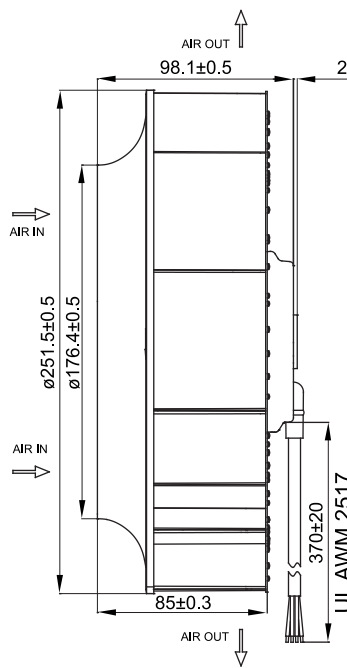


# UF250APA Series

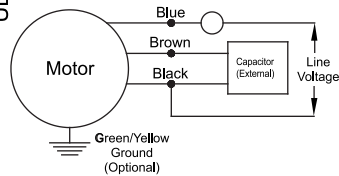
## (Centrifugal Fan)



### Thermal Protection



### MOTOR WIRING DIAGRAMS



### Lead Wire Type



Spec.	Rated Voltage	Frequency	Input Power	Rated Current	Locked Current	Speed	Maximum Air Flow	Maximum Air Flow	Maximum Pressure	Maximum Pressure	Capacitor	Noise	Weight
Model	V	Hz	W	A	A	RPM	m <sup>3</sup> /min.	CFM	mmH <sub>2</sub> O	InchH <sub>2</sub> O	μF/VDB	dB	kg
UF250APA11H1C2A	115V	50	170	1.50	3.10	2600	22	770	56	2.2	20/250	75	3.1
		60	240	2.10	3.00	2700	24	850	74	2.9		76	
UF250APA23H1C2A	230V	50	170	0.77	1.57	2600	22	770	56	2.2	5/450	75	3.1
		60	240	1.00	1.52	2700	24	850	74	2.9		76	